

Think





Think®

The chair with a brain and a conscience.™

A chair intelligent enough to understand how you sit, and adjust itself intuitively. A chair thoughtful enough to measure, and minimize, its lifelong impact on the environment. It's almost as if the chair could think.

Think before you create.

Think is the brainchild of three disciplines. It has the clean, sophisticated aesthetic the designer hoped for, the technological intuitiveness the engineer desired and the complete sustainability the environmentalists sought.





Think comfortably.

Think senses what your body needs, then delivers it. Each flexor in the backrest is individually contoured to provide optimum support for that area of the back. Now that's smart comfort!



Think intuitively.

Because the seat is weight-activated and the back moves with your body, any body can get comfortable. There are a few manual adjustments, but they don't require a manual to explain.



Think globally.

The Think chair was developed by an international team, and is manufactured in North America, Europe, and Asia. It's available around the world, but it's perfectly at home at your desk, wherever you are.





Every stage of the Think chair's life has been considered. To create Think, we worked with McDonough Braungart Design Chemistry (MBDC), selecting only materials that tested safe to human and environmental health. At the same time, the Institute for Product Development in Denmark conducted a complete Life Cycle Assessment, evaluating the chair's lifelong impact on the environment — from materials extraction through production, shipping, use and end of life. The result is a chair that's lightweight, **consists of up to 37% recycled material and is up to 98% recyclable.**

The environmental steps taken during the development of Think led the way for future products and its environmental achievements include:

- The Think chair was the **first ever Cradle to Cradle^{CM} certified product** and is available with Gold level certification.
- In 2009 the Think chair became the **first product ever to be levelTM 3 certified** to the BIFMA e3 sustainability standard.
- NF Environmental Label, France
- Sarrebourg France ISO 14001 Certified
- **Indoor Advantage Certification^{CM}** for indoor air quality.
- May help contribute toward LEED certification.

Life Cycle Assessment



Environmental effects evaluated for the Life Cycle Assessment of the Think chair.

- Global warming**
Greenhouse gas emissions can lead to an increase in global temperature. Steelcase works to reduce GHG emissions throughout its manufacturing and transportation processes.
- Acidification**
Reduction in emissions also helps reduce the acidity of rain, other precipitation, lakes and streams.
- Eutrophication**
This is the naturally occurring degradation of aquatic ecosystems, often accelerated by human activities. Wastewater discharges and fertilizer run off contaminating marine ecosystems with excessive nitrogen and phosphorus nutrients are common causes. Reducing emissions like nitrogen oxide can help slow eutrophication.
- Photochemical smog**
VOCs (volatile organic compounds) are virtually eliminated in Think manufacturing, helping to reduce this kind of pollution.
- Abiotic resource depletion**
This is the depletion of non-renewable resources like metal and oil. Because Think is extremely lightweight, and contains recycled content, it uses far fewer raw materials than many comparable chairs.
- Waste**
Easy to recycle. Think is designed to minimize waste at the end of its useful life. Low-waste packaging and efficient shipping reduce waste even more.
- Toxic emissions**
Think contains no mercury, PVCs, asbestos, CFCs, PBBs, HCFCs or methylene chloride. Think is certified as a low emitting product for formaldehyde and other chemicals of concern. Steelcase uses a low VOC manufacturing process for the Think chair.

Think apart.

You can disassemble this chair with ordinary hand tools in about five minutes. Because it's made to be recycled. Think will relive its past lives again. When your Think is no longer useful to you, the **Steelcase Environmental Partnership program** will help you responsibly take it to the next phase of its lifecycle - be it resale, refurbishing, charitable donation or recycling.



Made for people who sit for a living.

Think is the simplest, most streamlined embodiment of our understanding of people who sit — and how they sit throughout the day. Our learnings are based on research and collaboration with universities, including the Technical University of Denmark, Michigan State University and the University of Vermont Back Research Center. To scientific studies, we add years of observational research in the workplace — with people who actually sit for a living.



Back flexors track with the natural movement of your spine and pelvis. The back flexors are individually contoured to the human form to provide optimum support for each area of the back.

Adjustable Lumbar fits comfortably in the curve of your back to provide additional support for your lower back.

Weight-activated mechanism moves as fluidly as the human body does. It provides recline support in proportion to your own body weight, while keeping you oriented to your work.

Adjustable arms move in four directions for personalized arm support: height, width, pivot and depth.

Flexible seat edge flexes down to relieve pressure on the back of the legs. Seat conforms to your shape, providing dynamic support that can adapt to your body as you change postures.


Adjustable seat depth allows the seat to be positioned forward or backward to achieve long-term comfort.

Comfort dial combines four comfort settings in one simple control: weight-activated, weight-activated with 20% boost, mid-stop recline, and upright back lock.

The movement toward wellness in the workplace.

Today, we're seeing a shift from traditional ergonomics to a more proactive solution that encourages healthy living... one that focuses on the physical, cognitive, and social needs of today's workforce and understands how they're related.

For example, **movement** throughout the day helps increase blood flow to the brain and body keeping you refreshed and energized. But what good is movement if it takes you away from your work? You also need to stay **oriented** to your work as you change postures. And don't fall victim to unsupportive furniture. Your workspace should change to **fit** you, not the other way around.



Movement

People need different amounts and kinds of support for each region of the back; support that can change shape to follow the motion of the back.

Pressure map testing helped us design the back flexors to provide dynamic, continuous support for each region of your back, with no pressure points or unsupported zones. Support is evenly distributed as you move in the chair. It's natural, fluid support that mimics your spine.



Orientation

People need to change posture frequently to stay healthy and comfortable, and will do so if their chair allows them to recline, yet stay close to their work while reclining.

The Think chair's weight-activated mechanism allows you to recline without leaving your ideal vision and reach zone. So you can lean back and be comfortable, and still reach your keyboard and desk.




Fit

People want uncomplicated adjustments.

The Think chair's weight-activated mechanism recognizes your weight and adjusts itself accordingly. The comfort dial allows you to instantly select one of four positions to adjust the amount of back tension and recline. Height, width, pivot and depth adjustable armrests provide personalized support for your arms. The adjustable seat depth allows individuals to achieve long-term comfort.

The think chair was tested with people of varying heights, weights and sizes to determine the most versatile solution for just about everyone.

Abbreviated Statement of Line



Think in color




Think is available in 14 colors of 3D Knit and Cogent:Connect.

Dimensions and range of adjustability:

Overall Depth		23" to 25"
Overall Width		27"
Overall Height	Chair	38" to 41.75"
	Stool	43.75" to 53.5"
Seat Height	Chair	16" to 21" or 15" to 19"
	Stool	22.75" to 32.5"
Adjust for different statures		
Seat Depth		
Adjust for different leg lengths		15" to 18"
Seat Width		
Ample seat width accomodates different body sizes		19.75"
Lumbar Height from Seat		
4.25 inches of additional lumbar support		6" to 10.25"
Back Height from Seat		
Back provides ample support		22.75"
Arm Height from Seat		
Adjust to support different arm lengthes		7" to 11"
Distance between Armrest		
Adjust for different torso widths		14.5" to 19.5"
Armcap Pivot Range		
Ability to pivot arms in and out		27"
Armcap Depth		
Ability to retract 3 inches		3"

Options:

Cushion



Frame finishes



Arms



Additional options



Steelcase is committed to creating great experiences wherever work happens.Anywhere in the world. We offer the broadest range of services and products — furniture, interior architecture and technology solutions — to help our customers create high performance spaces that build their business, reflect their brand and support their culture.

We’re unique from everyone else in our industry, in that we offer products and services founded in a research methodology that focuses on the user, and how they really work.

We are committed to maintaining our leadership role in terms of sustainable responsibility, and we are equally committed to the customers and designers that we work with. Our job is to make your job easier. **Our passion is helping you Love How You Work®.**

Global Dealer Network

With a network of over 800 experienced dealers, we can help you create high performance, sus-tainable workspaces, anywhere in the world. Our network offers you local expertise with global reach. Whether your project is across town across the country, or across the ocean, our dealer network will coordinate the logistics so you don’t have to. It’s local expertise with a global reach.

Steelcase and Dealer Services

Our extensive range of services can help you through all of the phases that a high performance environment evolves through: Measure. Explore. Plan. Provide. Manage.

- Measure**—helping you know if your workplace is keeping pace.
- Explore**—helping you link your business goals with the best workplace strategy.
- Plan**—helping you find a solution for that addresses your needs.
- Provide**—helping you every step of the way, from project management to move management.
- Manage**—helping you maintain an effective space for today and tomorrow.

Warranty

Steelcase and your Steelcase Dealer are totally committed to providing you a great experience and great products. We back that up with one of the industry’s best warranties and problem resolution process that ensure that any problems that arise get addressed quickly.



As part of our commitment to sustainability, this brochure was created using an on-demand printing process, enabling us to digitally print materials only when necessary .

For high resolution images of these products and more, contact your local workplace consultant or dealer representative.

Love how you work.®

Steelcase

Call 800.333.9939 or visit steelcase.com

©2010 Steelcase Inc. All rights reserved. All specifications subject to change without notice. Trademarks used herein are the property of Steelcase Inc. or of their respective owners. Think all lawyers have it made? Think again. We put their text in itsy bitsy mouse type.